

**BEST FRIENDS 4-H CLUB'S CANINE ASSIGNMENTS - WEEK SEVEN**

**Canine Assignments:**


1. **Wiggles and Wags Dog 1 Workbook** - Read and complete pages 32, 33, 34 and 35.
  2. **Canine Words** - Complete your Canine Words Worksheet.
  3. **Dog Show Etiquette** - Read your Dog Show Etiquette Worksheet.
- 
- 

My child, \_\_\_\_\_  
*(name of child (4-H'er))*

Has completed his/her Best Friends 4-H Club's Canine Assignments for Week Seven and therefore is eligible for a homework reward.

\_\_\_\_\_  
*(Signature of parent/guardian)*

\_\_\_\_\_  
*Date assignments were completed*



# Canine Words

Dog owners can use unique definitions when describing their dogs. A common word, such as "socks," has a different meaning for dog owners than the clothing item you might wear under your sneakers. A dog's socks are white marks on its feet.

Read the descriptions below. Then unscramble the name of the term. A clue appears below each description to help you. Good luck!

1. A darkly shaded color pattern on the skull of some breeds. PCA  
Clue: You might wear one of these at a baseball game.
2. The portion of a dog's forelock (or bangs) that hangs over the eyes or partially covers them. AELRMLUB  
Clue: You use one of these to keep dry in the rain.
3. A white mark on the forehead. ARSTS  
Clue: You see these at night.
4. A large, black mark over the back of the dog. SDLEAD  
Clue: Horseback riders sit in these.
5. This is longer hair below the neck on the chest of a dog. RNOPA  
Clue: People wear one of these to protect their clothing in the kitchen.
6. This is the color of the coat on the back and upper part of the sides of a dog, between the neck and the tail. BATEKNL  
Clue: You place more of these on your bed when it is cold.
7. This is when a dog's hair turns gray around its muzzle. FRSOINGT  
Clue: Another term for "icing" a cake.
8. A group of puppies born together with the same mother and father. LIRTET  
Clue: Another word for "trash."



AMERICAN  
KENNEL CLUB










1. cap 2. umbrella 3. stars 4. saddle 5. apron 6. blanket 7. frosting 8. litter

# Dog Show Etiquette

Dogs shows are fun and exciting!  
You might feel like petting all the dogs, but wait!  
Keep these things in mind as you walk around and  
enjoy the show.



Great Dane CC Photography

-  Always ask before you pet a dog. The handlers (people showing dogs) spent a lot of time and energy grooming their dogs for the show. Never go up and just pet a dog. Ask first.
-  Wait until handlers have finished an event before asking questions. Before the show, they are focusing on their dog and getting ready for their turn in the ring. Always ask permission before petting a dog!
-  Turn off your cell phone. It is a distraction to the dogs and handlers.
-  Stay away from ring entrances. It is very difficult for handlers to get in and out of the rings when people are in the way of the entrance.
-  Do not lean over the rings or talk to handlers when they are in the ring showing.
-  Do you have small children with you? Don't let them run up to dogs or stick their fingers and hands into crates or exercise pens. Also, it's best to leave strollers in the car. Strollers can place a child's face at the same level as unfamiliar dogs' faces. Plus, a stroller can accidentally run over lots of dogs' tails.
-  Be careful where you step so you don't step on feet, noses or tails!
-  Keep food away from the ring. It is a distraction to the dogs.
-  Leave your own dog at home unless you are taking them for a special reason, such as a CGC® test.

Enjoy the show!



AMERICAN  
KENNEL CLUB

For more information for kids about attending a dog show, visit AKC's online newsletter Kids' Corner. The Spring 2005 issue is all about dogs shows!  
[www.akc.org/public\\_education/kids\\_corner/spring05/lets\\_go\\_dog\\_show.cfm](http://www.akc.org/public_education/kids_corner/spring05/lets_go_dog_show.cfm)