

BEST FRIENDS 4-H CLUB'S CANINE ASSIGNMENTS - WEEK TWO

Canine Assignments:

1. **Wiggles and Wags Dog 1 Workbook** - Read and complete pages 10, 11, 12, and 13.
2. **Agility** - Complete your Agility Matching Worksheet
3. **Grooming** - Read and complete Grooming Your Dog Worksheets.

My child, _____
(name of child (4-H'er))

Has completed his/her Best Friends 4-H Club's Canine Assignments for Week Two and therefore is eligible for a homework reward.

(Signature of parent/guardian)

Date assignments were completed

Agility Matching

Agility is a fun sport you can do with your dog! Match the name of the agility equipment to its picture

1.



2.




3.



4.



5.



Weave Poles

Tire Jump

Open Tunnel

A-Frame

Jump

Seesaw


Closed Tunnel

Pause Table

Dog Walk

Broad Jump

6.




7.



8.



9.



10.



Answers: 1. Seesaw 2. Tire Jump 3. Pause Table 4. Dog Walk 5. Jump 6. A-Frame 7. Weave Poles 8. Closed Tunnel 9. Broad Jump 10. Dog Walk




Grooming Your Dog



Grooming will help your dog look and feel his best and is an important part of responsible dog ownership. It also gives you a chance to spend some "quality time" with your dog. Remember, the earlier you get your puppy or dog used to grooming, the easier it will be! Brushing, bathing, brushing teeth, trimming nails and cleaning ears and eyes are all things you should do to keep your dog well groomed.

Brushing

Brushing several times a week will keep most dogs neat and clean. Some breeds may need to be brushed more often because they are more likely to get mats and tangles. Begin brushing at the neck, working toward the tail and down the legs, then brush the head last. Gently brush all the way down to the skin. Check closely for signs of fleas, ticks or skin irritations.



Brush your dog regularly to keep him looking his best!

Bathing

In general, you only need to bathe your dog when he is dirty or smelly. Bathing too often can remove natural oils, making your dog's coat and skin dry. Be sure to brush your dog before giving him a bath, removing all mats and tangles. Wet your dog with warm water. Work a mild dog shampoo into a lather beginning at the neck and working back. Rinse with warm water. Be careful not to get shampoo in his eyes or ears. After your dog is dry, brush and comb him again.



Work the shampoo into a lather from the neck back.

See the fall 2003 Kids' Corner on the AKC Web site for more information about grooming.


GROOMING YOUR DOG

Grooming is an important part of responsible dog ownership. When you groom a dog you are brushing, combing or trimming its coat to improve its appearance. Grooming is also important to keep a dog's coat healthy.

Purebred dogs have a variety of coats — long, short, double, broken and wire. Dogs can also have straight, wavy or curly hair. This activity sheet will illustrate the different ways to groom two coat types — double and short.



Dog owners use a variety of different grooming supplies to make each coat type look its best.



A **pin brush** has long, round-ended pins. These

types of brushes are used on breeds with long hair, such as a **Irish Setter**.

Dog owners use a **rubber currycomb** to massage the skin of shorthaired breeds, such as the **Beagle**. A rubber currycomb is round with short teeth.



A **slicker brush** usually has a wide base and metal bristles. The bristles are bent at an angle so the brush can slide easily through or over a

dog's coat. This brush is used to remove mats from double-coated breeds, such as the **Rough Collie**. It is also used on shorthaired breeds, such as the **Pug**, to remove loose hair.



Dog owners also use metal or plastic **combs** to groom their dogs. You can use a comb on almost any coat type.



Look at the pictures below and circle which grooming tools would best suit that dog. The questions have more than one right answer.

The **Siberian Husky** has a double coat made up of a long outercoat and a short undercoat.


1



Slicker brush
Pin brush
Rubber currycomb

The **Bullmastiff** has a short coat.

2



Rubber currycomb
Slicker brush
Pin brush

Answers

1. Slicker brush and/or pin brush. A double-coated dog's hair is too thick for a rubber currycomb to work well. The currycomb may tangle and break the hair. 2. Rubber currycomb and/or a slicker brush. A pin brush's bristles are too long to be effective on most shorthaired breeds.